



## Survey Analysis System

Accessing results summary from "2023-24 Community Survey, page: **Cost-Cutting Options** from Mellen School District.

<b>Please respond to the following:</b>		
Item	Response	

<b>Should the District consider creating multi-grade classrooms? (For example, this would combine multiple grades into one classroom) (n=268)</b>		
Yes (10)	68 25.4%	
No (1)	157 58.6%	
Not sure (0)	43 16%	
<b>AVG: 3.72 SD: 4.14</b>		

<b>Should the District reduce middle/high school course offerings? (Electives and career preparation) (n=267)</b>		
Yes (10)	29 10.9%	
No (1)	206 77.2%	
Not sure (0)	32 12%	
<b>AVG: 2.11 SD: 2.97</b>		

<b>Should the District reduce elementary school "specials"? (Art, music, phy ed) (n=269)</b>		
Yes (10)	32 11.9%	
No (1)	205 76.2%	

Not sure (0)	32	11.9%	
<b>AVG: 2.22 SD: 3.08</b>			

**Should the District reduce middle/high school athletics and fine arts offerings? (Sports, music, band, art) (n=268)**

Yes (10)	38	14.2%	
No (1)	201	75%	
Not sure (0)	29	10.8%	
<b>AVG: 2.43 SD: 3.3</b>			

**Should the District delay technology upgrades? (Updating servers, wireless access, and computers) (n=269)**

Yes (10)	46	17.1%	
No (1)	173	64.3%	
Not sure (0)	50	18.6%	
<b>AVG: 2.89 SD: 3.67</b>			




**Should the District reduce spending on routine building maintenance? (Roofs, heating/plumbing/electrical components, and building cleaning) (n=270)**

Yes (10)	14	5.2%	
No (1)	229	84.8%	
Not sure (0)	27	10%	
<b>AVG: 1.52 SD: 2.1</b>			

**Should the District delay curriculum updates? (Textbooks, classroom materials, and online resources) (n=268)**




Yes (10)	47	17.5%	
No (1)	180	67.2%	
Not sure (0)	41	15.3%	
<b>AVG: 2.86 SD: 3.65</b>			

**Should the District reduce academic support services?  
(Math/reading support, student mental health supports, and student counseling)  
(n=270)**

Yes (10)	34 12.6%	
No (1)	209 77.4%	
Not sure (0)	27 10%	

**AVG: 2.26 SD: 3.13**

**Should the District reduce transportation services?  
(Eliminating some busing services and increasing ride time) (n=268)**

Yes (10)	62 23.1%	
No (1)	149 55.6%	
Not sure (0)	57 21.3%	

**AVG: 3.64 SD: 4.11**